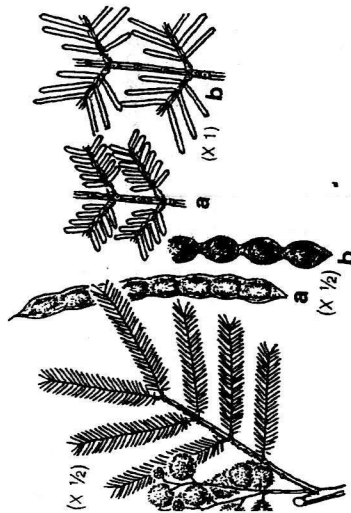


Wattles of the Mid-Lachlan Slopes Bioregion

This is a pictorial representation of some of the most common wattles (*Acacia species*) occurring in the upper and lower slope bioregions of the Mid-Lachlan. Diagrams are reproduced from Costermans, L (1989). Native trees and shrubs of South-eastern Australia. Weldon Press. Refer to Costermans for full species descriptions and species distribution maps.

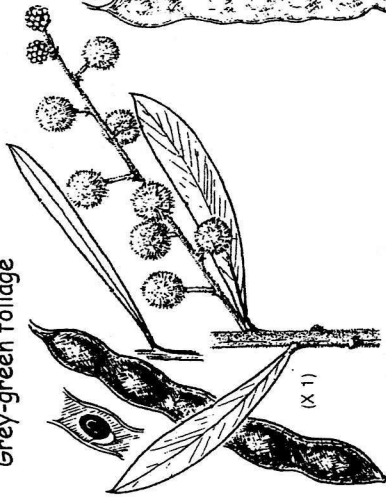
Acacia deanei
(Deane's Wattle)

Young shoots often yellowish



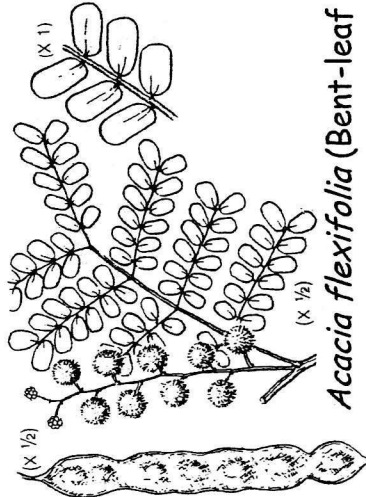
Acacia decora (Western Golden Wattle)

Grey-green foliage



Acacia spectabilis
(Mudgee Wattle)

Bark usually whitish, grey-green foliage on weak spreading branches.



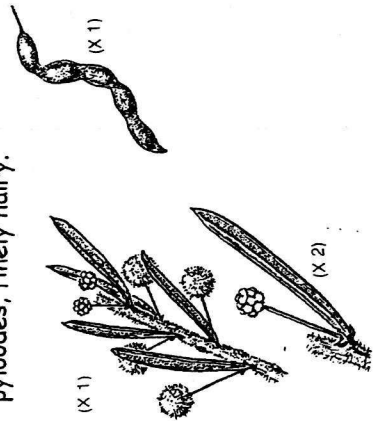
Acacia hakeoides (Hakea Wattle)

Green foliage, phyllodes broadest beyond the middle.



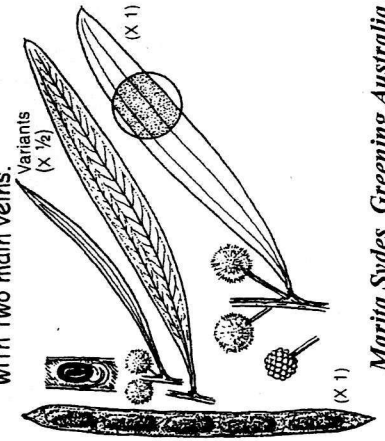
Acacia lineata (Streaked Wattle)

Dense round shrub, stiff erect phyllodes, finely hairy.



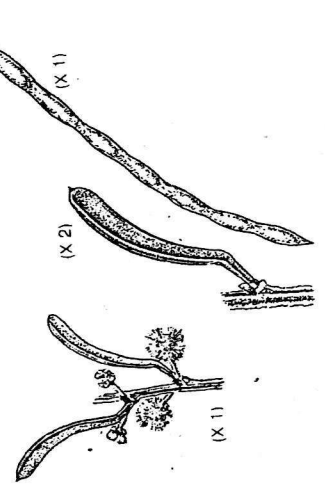
Acacia verniciflua (Varnish Wattle)

Green foliage often shiny and sticky, with two main veins.



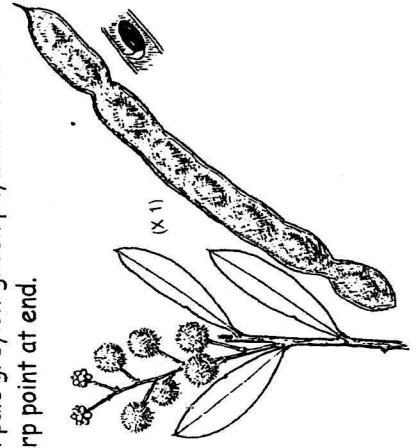
Acacia flexifolia (Bent-leaf wattle)

Dense round shrub, phyllodes with distinct bend at base.




Acacia buxifolia (Box-leaf wattle)

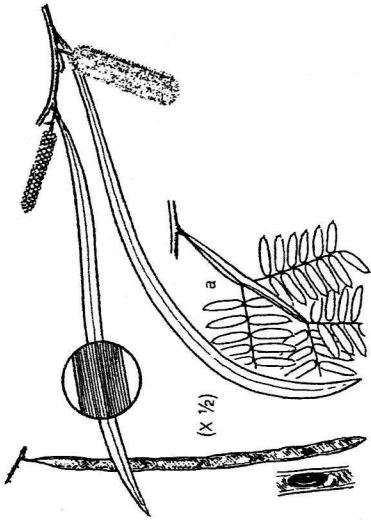
Dull pale greyish-green phyllodes with sharp point at end.




***Acacia homalophylla* (Yarran)**
 to 10m tall; smooth dull grey or pale green foliage



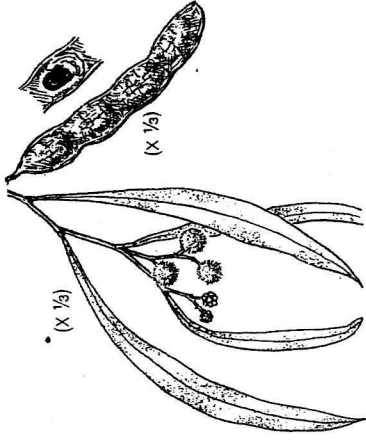
***Acacia doratoxylan* (Currawang)**
 Divided juvenile leaves sometimes persist; dark green phyllodes to 20cm



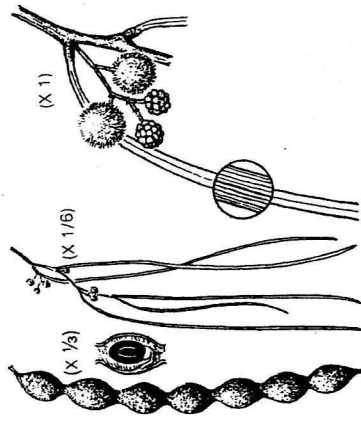
***Acacia leucoclada* (Northern Silver Wattle)**
 Small tree to 10m. Bluish-green foliage.



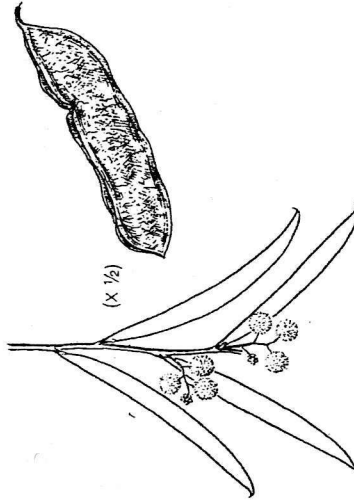
***Acacia salicina* (Cooba)**
 Small tree to 12m. Willowy, pendulous green foliage.



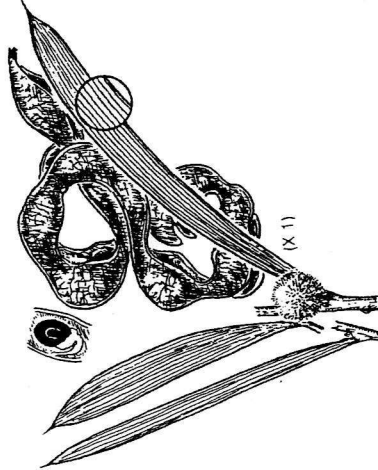
***Acacia stenophylla* (River Cooba)**
 Weeping branches with phyllodes to 40cm long; on periodically flooded soils



***Acacia pendula* (Myall/Weeping Myall)**
 Shrub/tree to 10m; silver foliage on willowy yellow branchlets



***Acacia oswaldii* (Miljee)**
 Leaves with fine parallel veins and sharp points.



***Acacia implexa* (Hickory Wattle)**
 Small tree to 15m. Curved sickle shaped dark green phyllodes.

